


Dura[®] Hooks and Ring Pullers

Rugged, flexible tools for packing removal and lantern ring removal

Packing Removal

Dura Hooks are flexible hand tools that are used to remove old packing from stuffing boxes.

To use, simply twist the corkscrew bit into the old packing and pull. Best results are obtained by using two *Dura* Hooks at diametrically opposite points as shown in the illustration.




***Dura* Hook**

Lantern Ring Removal

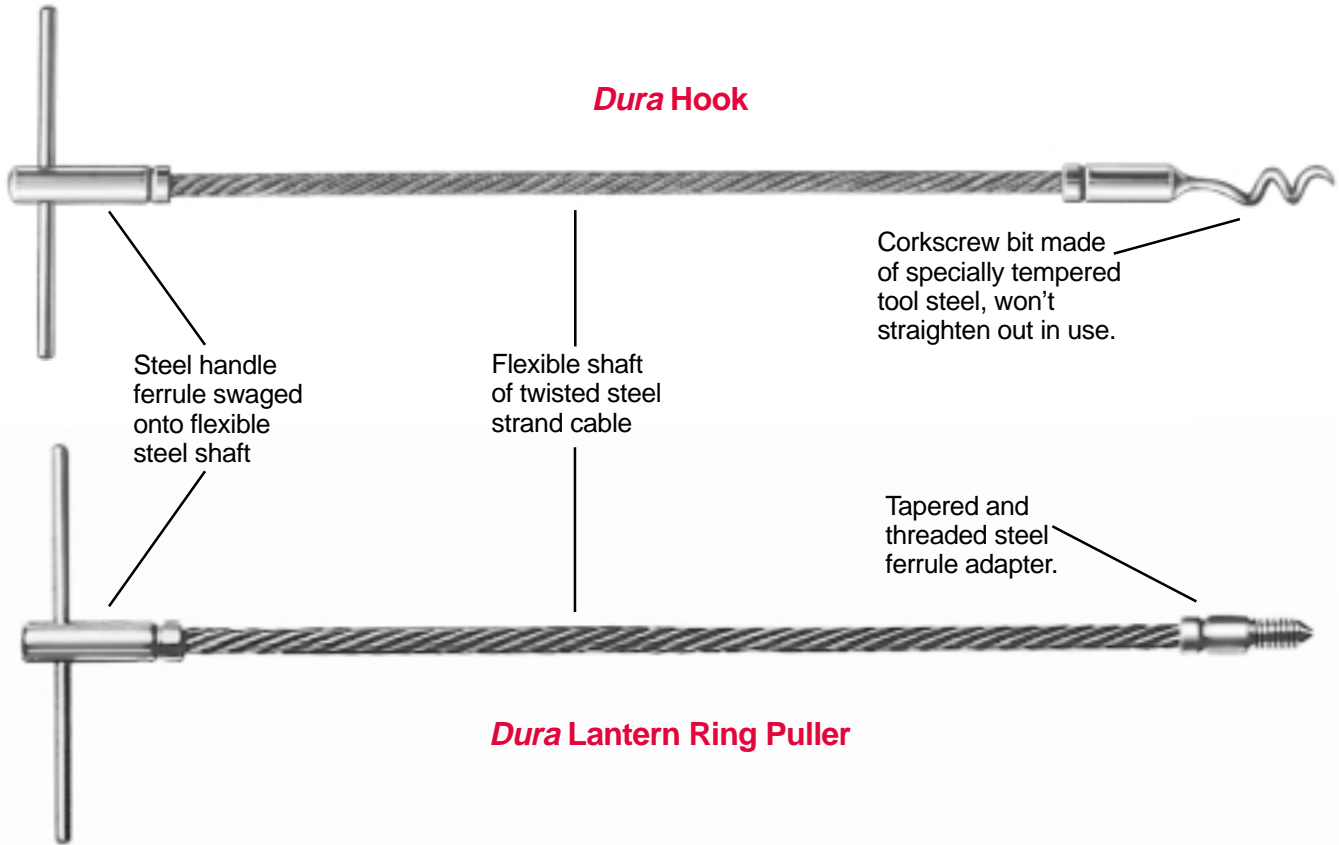
Dura Lantern Ring Pullers are flexible hand tools that are used to remove lantern rings from stuffing boxes.

To remove lantern ring, simply twist the threaded end of tool into the *predrilled and tapped holes in the lantern ring. Using a firm, balanced pressure, pull on the handles (as shown in the illustration) to remove the lantern ring.

*Note: Before installing lantern ring, make sure to predrill and tap threads that correspond to your *Dura* Lantern Ring Pullers. (Table on back)



***Dura* Lantern Ring Puller**



Dura Hook Sizes

Hook No.	Length	Screw Diameter	Recommended for Packing Space Sizes
No. 1	7-1/2"	7/32"	1/4" to 5/16"
No. 2	11"	5/16"	3/8"
No. 3	15"	3/8"	7/16" to 1/2"
No. 4	19"	1/2"	9/16" to 5/8"
No. 5	22"	5/8"	11/16" to 1"
No. 6	30"	1"	Over 1"

Dura Lantern Ring Pullers

Tool No.	Overall Length	American National Std. Thread Size
No. 1	7"	10 - 24
No. 2	10-1/2"	1/4 - 20
No. 3	13-1/2"	5/16 - 18
No. 4	17"	3/8 - 16

Note: For sizes and conditions not listed, contact your local Flowserve Representative.

The information and specifications presented in this product brochure are believed to be accurate, but are supplied for information purposes only and should not be considered certified or as a guarantee of satisfactory results by reliance thereon. Nothing contained herein is to be construed as a warranty or guarantee, express or implied, with respect to the product. Although Flowserve Corporation can provide general application guidelines, it cannot provide specific information for all possible applications. The purchaser/user must therefore assume the ultimate responsibility for the proper selection, installation, operation and maintenance of Flowserve products. Because Flowserve Corporation is continually improving and upgrading its product design, the specifications, dimensions and information contained herein are subject to change without notice.

Primary Worldwide Flow Solutions Division Locations

Licensees, authorized agents, and affiliated companies located worldwide.

United States	Canada	Netherlands	Argentina	Australia	
Kalamazoo, MI Phone 616-381-2650 Fax 616-381-8368	Edmonton, Alberta Phone 780-463-7958 Fax 780-450-1241	Scarborough, Ontario Phone 416-292-2877 Fax 416-292-5190	Roosendaal Phone 31-165-581400 Fax 31-165-552622	Villa Martelli Phone 54-11-4790-6800 Fax 54-11-4709-7072	Marayong NSW Phone 61-2-8822-7100 Fax 61-2-9679-7511
Singapore	Mexico	Brazil	Japan	Germany	
Phone 65-746-4318 Fax 65-747-1963	Tlaxcala Phone 52-2-461-6791 Fax 52-2-461-6847	Sao Paulo Phone 55-11-4066-8600 Fax 55-11-4066-7014	Osaka Phone 81-720-85-5571 Fax 81-720-85-5575	Dortmund Phone 49-231-6964-0 Fax 49-231-6964-248	